



## Bike proMobil

### Mobile assembly fixture for bicycles and e-bikes



PICK UP | MOVE | LIFT | ROTATE



#### Application

**Bike proMobil** is a mobile, manually operated assembly fixture for bicycles. The adjustable gas spring for load balancing allows bicycles weighing up to 40 kg to be positioned ergonomically.

#### Advantages

- Ergonomic working by picking up and setting down all types of bicycles due to 800 mm stroke with force compensation
- Universal use due to exchangeable clamping pick-ups
- Flexible use due to cart with optional central locking device
- Gentle handling due to clamping without touching paintwork
- Fast working due to 2-hand operated, balanced axes with operating unit
- Safe working due to design according to EC Machinery Directive with anti-tilt feature
- Efficient work through best accessibility due to off-centre positioning of the bicycle

#### Applications

**Bike proMobil** was specially developed for the highly flexible series assembly of bicycles. Rigid line structures can thus be dispensed with and the assembly flow can be individually adapted according to the order situation and model range. Since no external power is required for operation, **Bike proMobil** can be put into operation immediately anywhere.

Bicycles weighing up to 40 kg can be effortlessly picked up from the ground and brought into an optimal assembly position thanks to the adjustable load compensation with a gas spring.

An optional central locking device for **Bike proMobil** cart simplifies locking when frequent stop-and-go is required and is offered as an accessory.

#### Accessories as per data sheet M 8.902

- Clamping pick-ups
- Further accessories

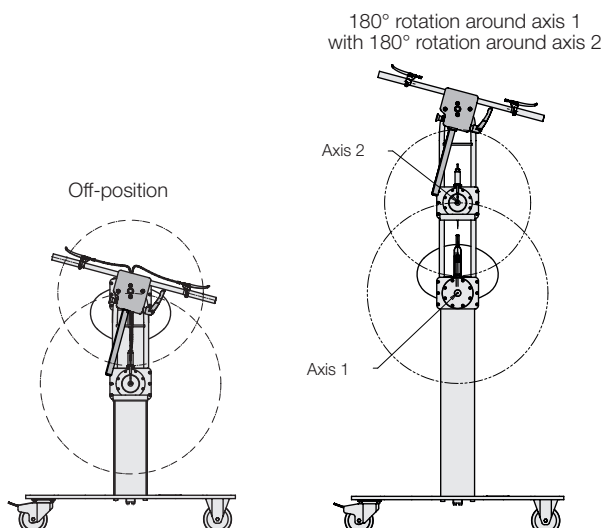
#### Versions

For bicycle handlebar widths up to 800 or optionally in narrow version up to 600 mm

#### Stationary version

On request, the **Bike proMobil** is also available without the cart and with fixed base plate and adapted column (for the same base height). The dimensions of this base plate are always 265x225 mm. This stationary variant must be bolted to the floor and is particularly suitable for installation in mobile workshops (bus, van or trailer).

#### Exemplary representation of possible positions



YouTube Video

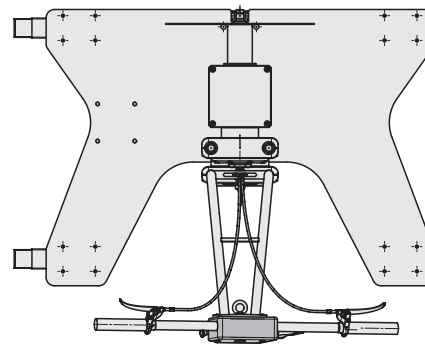
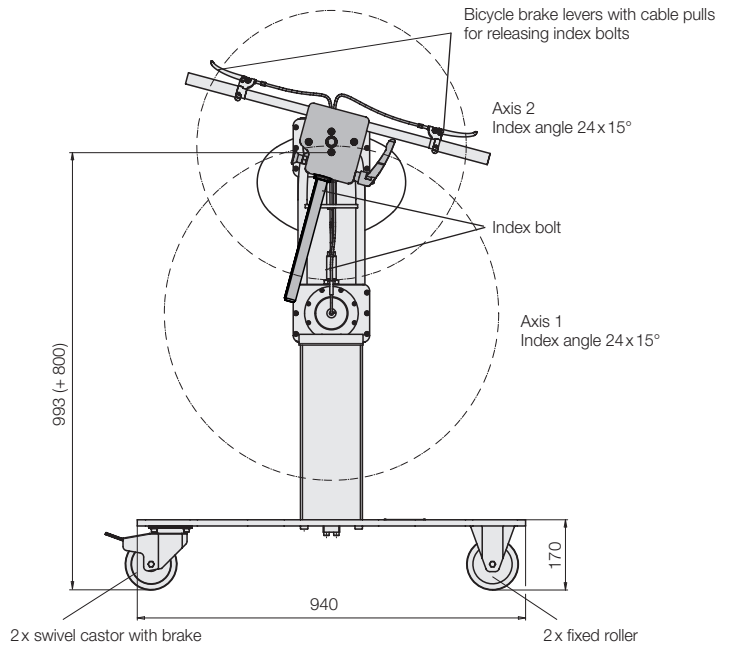
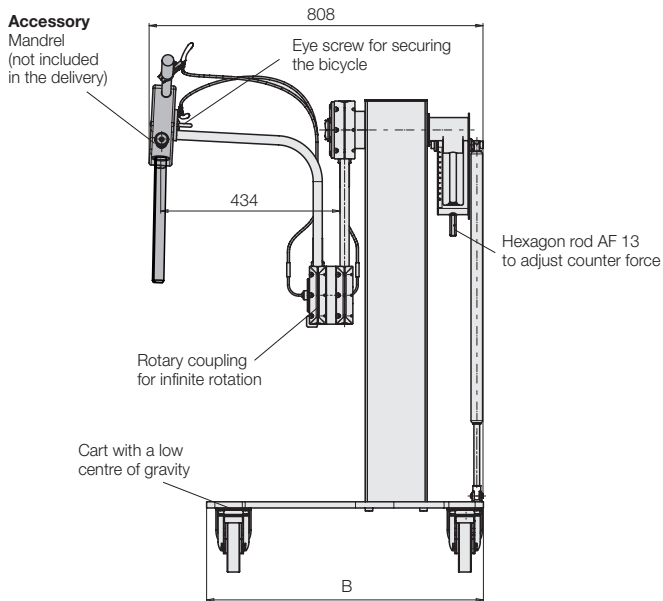
See all functions in the video



# Version for mandrel

## Technical data • Dimensions

### Version for mandrel



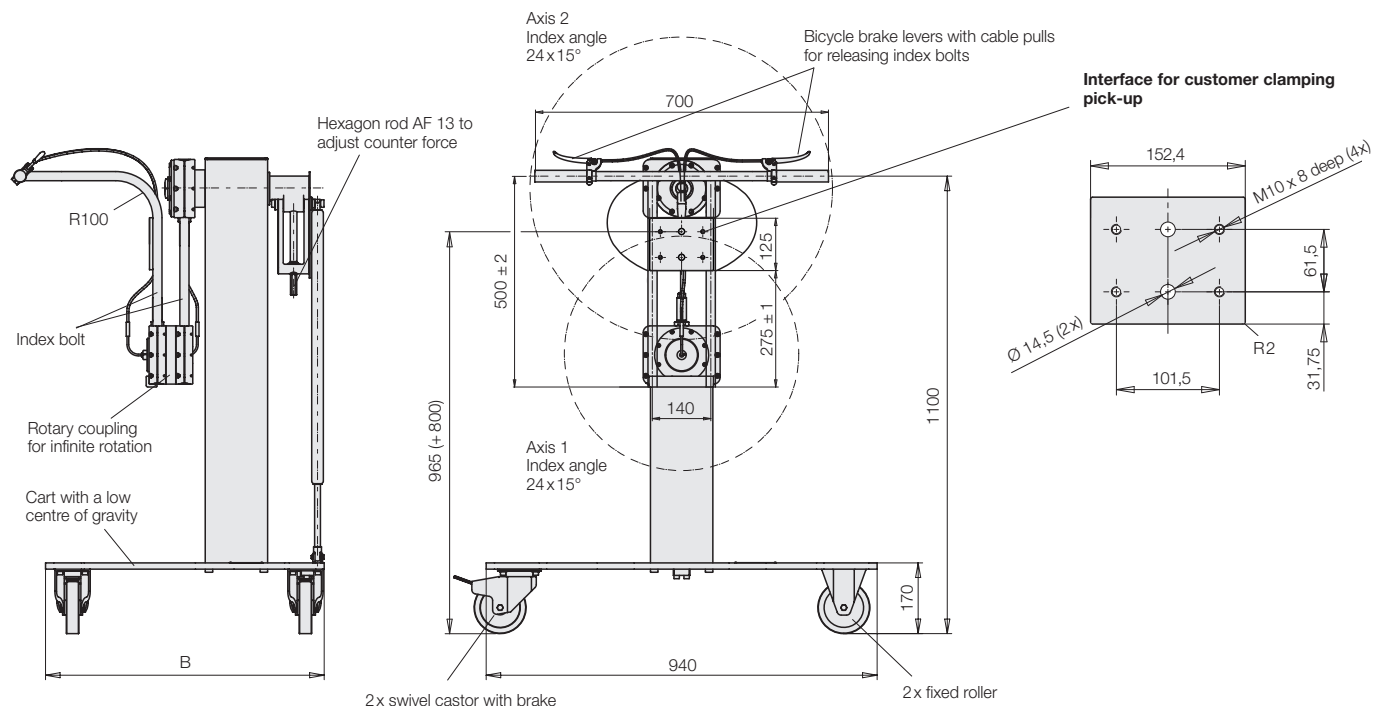
### Technical data

For bicycle handlebar widths up to	[mm]	600	800
Stroke	[mm]	800	
Max. bicycle weight	[kg]	40	
Max. permissible force application by operator	[N]	250	
Adjusting range load balancing	[kg]	5–35	
B	[mm]	570	670
<b>Part no.</b>		<b>on request</b>	<b>6415830</b>

### Accessories

See data sheet M 8.902

Version for customer clamping pick-up



Technical data

For bicycle handlebar widths up to	[mm]	600	800
Stroke	[mm]	800	
Max. bicycle weight	[kg]	40	
Max. permissible force application by operator	[N]	250	
Adjusting range load balancing	[kg]	5–35	
B	[mm]	570	670

Part no. on request 6415831

Accessories

See data sheet M 8.902